



Lighthouse Quilters Guild

July 2010

Kay's Turkey Tracks



The 4th of July was great to spend with family and friends. I spent several days getting ready for my 8th Annual 4th of July party. For me, summer is in full swing. It's hard to find time to sew when the weather is great to be outdoors.

I'm looking forward to the July meeting - our annual Potluck Picnic and Rummage Sale. Check this newsletter for additional details. Not sure what I'm looking for yet, but I'm sure something will be calling out to me that I just need it.

See you at the July meeting!

Kay




July 26th Potluck Picnic

July is our Potluck Picnic & Rummage Sale. Please note the earlier time. Doors open and shopping begins at 6:00 pm.

Supper will be at 6:30, followed by a short meeting and Show & Tell.

Please bring a dish to pass. Members are asked to bring a dish based on the first letter of their last name.



- A - I Desserts
- J - R Appetizers or Salads
- S - Z Main Dish

When preparing your dish, keep in mind we have 120 + registered members. Please plan accordingly, knowing 75% of the membership attends any given meeting.

Questions? Call Debby Gillmore, 262-857-2494. No emails, please.



Inside This Issue

2010 Programs	
July 26th program	2
Lighthouse Charity Quilt Projects	3
Studio Time at Resurrection	
Betty Suiter at Quilt Expo	
Sew 'n Save & The Fabric Gallery News	4
More Rummage Sale News	
Chocolate Raspberry Cake Recipe	5
Regional Shows & Events	
Rainbow BHL Quilt Show	6
Lighthouse General Meeting Minutes - June 28th	7
Hospitality	8

Next Meeting

Things to bring Monday, July 26, 2010, **6:00 PM (note time change)** at Lutheran Church of the Resurrection

- Dish to pass for Pot Luck Picnic
- Rummage Sale Items
- Name Tags
- Show & Tell
- Charity/Donation Quilts

Newsletter Articles Due

The deadline for submitting articles is the first Friday of each month. Submit your articles to:

Monica Bissen at mmbissen@wi.rr.com

Debbie Blaustein at dblaustein@wi.rr.com

2010 LHQ Board
NQA Chapter WI 727

President
Kay Rigert

Vice President of Programs
Jayne Steffens

Vice President of Planning
Roxanne Mierow

Secretary
Debbie Boice

Treasurer
Janet Kuhl

Hospitality
Deborah Gillmore

Membership
Stevie Breit

Librarian
Mary Bielefeldt

Historian
Louise Selkove

Publicity
Kitty Friend

**Newsletter/
Website Coordinators**
Monica Bissen
mmbissen@wi.rr.com

Debbie Blaustein at
dblaustein@wi.rr.com

Webmaster
Jennifer Janzer

2010 Programs

July 26	Picnic & Rummage Sale. A favorite annual event.
August 30	Dancing on Your Quilt - Ann Fahl. Racine's own Ann Fahl will share many do-able techniques from her brand new book "Dancing with Thread."
September 26-27	Workshops & Presentation - Susan Cleveland. (Co-sponsored by The Fabric Gallery at Sew 'N Save.) <u>Workshops:</u> 9/26, 10:00-1:00: Marvelous Miters 9/26, 2:00-5:00: Plain & Perfect Binding 9/27, 9:00-4:00: Piping Hot Binding 9/27, 7:00 Guild Program: My Eclectic Quilt Pageant For workshops, register with Jayne Steffens, foxdance@wi.rr.com , or 262-638-9221.
October 25	What a Judge Looks For - Maribeth Schmidt. A certified judge discusses standards, common mistakes, and how to increase your chance for success in the world of quilt competition.
November 29	Christmas Party. Guaranteed to be an enjoyable finale for a year of learning and sharing.



Picnic & Rummage Sale

Don't forget our rummage sale which will be held in conjunction with our Annual Picnic meeting on July 26th. This is your chance to pick up some genuine bargains as well as to get rid of those pesky UFO's, patterns, books, fabric, quilting notions and quilt kits that are cluttering up your sewing room.

We'll have \$1, \$3 and \$5 tables - you deposit your treasures on the table you think is best. We'll also have a Silent Auction for items that are worth more than \$5. All proceeds will go to the Lighthouse Quilters Guild. This is a great way to help the guild and maybe find yourself some new treasures. So come early and shop a lot!

MORE RUMMAGE SALE NEWS


Do you have a relative or a friend that makes things that would be useful to quilters? Would you like to let the Guild know about these products? Then the July meeting is your chance! We would like to have a table with flyers, brochures or other info on products made and sold by us and those we hold dear. The products should be related to quilting - i.e., quilt racks, ruler racks, bobbin holders, or something similar. We are just looking for info, not for people to actually come and sell, since space is an issue. So let us know what you have, and we will open our wallets!



LIGHTHOUSE CHARITY QUILT PROJECTS FOR 2010

Please visit our Charity Quilt display which has:

- A slip of **paper** for you to say WHERE your quilt goes and if it's WASHED or not.
- A baby quilt **pin** for you to add to your name tag.
- A **place** to leave your quilt (a wash basket!) before OR after Show & Tell.



Quilt size can range from 36" x 36" to twin bed; square or rectangular. *Operation Snuggles has asked that the Soldiers' Quilts be at least 60 by 70 inches. Women's Resource Center and HALO welcome pieced, cheaters, fleece, crocheted and knitted items.

We now have at least 14 wall hangings for Becker Shoop Nursing Home at 6101 16th St., and they need about 24. This is a good place for those wall hangings that are still nice but don't have a place in your home anymore. Jayne Steffens will help coordinate this new "Quilts for the Community" project.

We welcome your suggestions and encourage you to participate in this project. **Free fabric kits are available for anyone to "play" with and "create"!!!! Let Barb Vallone know if you want one!**

THANK YOU for continuing to make this project such a success.

Barbara Vallone

* * * * *

STUDIO QUILT TIME at RESURRECTION

Our third Studio Time will happen Friday & Saturday, August 13 & 14.

TIMES: Fri, 3 to 9 pm & Sat, 9 am to 9 pm

COST: \$5 each day

BRING: All your sewing needs including EXTENSION CORD, FINGER SNACK to share, your own supper/lunch

PROVIDED: Coffee, tea, lemonade, iced tea ~ Soda down the hall in the machine
Refrigerator and freezer space available as needed
Irons & ironing boards

SIGN UP: By e-mail or phone to Barbara Vallone, 262-639-8185 or QltingB@aol.com



**BETTY SUITER
AT QUILT EXPO**

Betty Suiter will be teaching three needle turn applique classes at Quilt Expo on September 11-13. The class will be Tulip Garden taught each day from 9:00 am to 12:00 pm. This class is geared for beginner - intermediate. She will be teaching her super simple 1/8" bias stems, smooth curves, sharp points and reverse applique.



July Birthdays to Celebrate!

Iras Sramek	7/4
Monica Bissen	7/6
Louise Selkove	7/9
Bonnie Cruz	7/25
Ruth Rohlfing	7/25
Lois Pedersen	7/28
Jayne Armbruster	7/29



**News from
Sew 'n Save and The Fabric Gallery**



We are pleased to announce the winners of the Relay for Life Raffle sponsored by Sew 'n Save and The Fabric Gallery.

Why should we do this in the Lighthouse Guild Newsletter?
Cuz both winners are part of our guild!

1st prize - the quilt made by the store's QFL team, was delivered to Jayne Steffens last week.

2nd prize - a wonderful and thoughtful art piece created and donated by Susan Barnes will be awarded to Debby Gillmore in the coming weeks.

Congratulations, Ladies! And to the rest of you, thanks for your support!

MARK YOUR CALENDARS NOW!

On Friday, July 23rd and Saturday, July 24th, come and check out our **BIGGEST RUMMAGE SALE** ever.

There will be sewing machines, tables, fabric galore and other items that we must share at low, low prices.

The best choices will be Friday, of course, but there will be more things happening on Saturday....like **July's Special Bag Day Sale!** It is all happening that weekend at Sew 'n Save and The Fabric Gallery.

Check our website for more info on these events and more.

www.sewnsaveracine.com

RAINBOW QUILTERS BHL* QUILT SHOW OCTOBER 8 & 9



Now is the time to think about which quilts you want to **enter** in this

Bring 'Em, Hang 'Em, Look at 'Em Quilt Show because:

It's **FREE**..

You can enter more than one quilt per category.

You don't need hanging sleeves.

No **JUDGE** will criticize your quilt.

These are all comments/reasons I have heard for **NOT** entering other quilt shows.

This show gives the **QUILTS** their chance to shine. Categories are simple: **BED, WALL, OTHER**. That's it. (Rainbow members can also enter the **CHALLENGE** category).

VIEWERS will decide **ONE** winner per category. This year each winner will get a **RIBBON** and a nice prize.

SHOW TIMES: 10 am to 6 pm, Friday, October 8 & 10 am to 4 pm Saturday, October 9

PLACE: Lutheran Church of the Resurrection Sanctuary and Fellowship Hall

ADMISSION: \$2.00 for **EVERYONE**, even exhibitor

ENTRY INFO: **Decide** which quilted item(s) you want to display.

Put your name, address, and phone number on the back of each item. You can sew on a label or pin a piece of paper to the back!

Bring your quilted item(s) to Lutheran Church of the Resurrection on Thur, October 7 between 4 and 6 pm.

Come see the show and bring friends!

Pick up your quilted item(s) at the church on Sat, October 7 between 4:30 and 5:00 pm

Carolyn Christensen got requests for recipe for what she served at the June Meeting.

Chocolate Raspberry Delight Cake

1 pkg. Food Club Deep Chocolate cake mix

1-1/3 c. water

1/2 c. raspberry jam (not jelly)

3/4 c. Second Nature egg substitute

1 pkg. Raspberry Danish Junket dessert (The Danish

Junket Dessert is impossible to find. I use a small pkg of raspberry jello, thickened slightly in fridge, then add berries)

2 cartons frozen raspberries with sugar, thawed & strained completely (reserve juice)

1 8 oz. pkg. cream cheese, softened

1 c. powdered sugar

1 12-oz. container whipped cream

Mix cake mix, water, raspberry jam and egg substitutes. Bake in 9 x 13 pan. Cool. Make Danish dessert according to package directions. Use only 1-1/3 cups of reserved juice. Add water to make enough. Cool. Add berries when cool. Set aside.

Beat cream cheese with powdered sugar until smooth. Spread on cooled cake. Spread whipped cream over cream cheese layer. Then spread cooled Danish dessert mixture on top of whipped cream layer. Refrigerate. Serves 15-20.

Note: This dessert can be made the day before serving. It can also be frozen.

REGIONAL SHOWS & EVENTS

May 22-Sept. 6, 2010, Milwaukee Art Museum exhibition: *American Quilts: Selections for the Winterthur Collection*, Milwaukee Art Museum, 700 N. Art Museum Drive, Milwaukee, WI 53202, 414-224-3294.

August 3-7, *Milwaukee Machine Quilting Show*, at Wyndham Milwaukee Airport Hotel & Convention Center, 4747 S. Howell, Milwaukee (across from Mitchell Airport). Multiple instructors have reduced their class fees. Check on line (www.mmqshow.com) or call Milwaukee Machine Quilt Show Customer Services (open Mon-Thurs, 9-4:30) at 262-514-2089.

Classes available. Instructors: Bobbie Bergquist, Dawn Cavanaugh, Myrna Ficken, Karen McTavish, Patricia Simons, Sheri Wood, Irena Bluhm, Pam Clarke, Cathy Franks, Mary Nordena, Jodi Robinson, Linda Thielfoldt, Judy Woodworth, Kim Brunner, DeLoa Jones, Dan Novak, Sherry Rogers-Harrison, Jamie Wallen, Mindy Wylie Caspersen, Dusty Farrel, Cathy Kleinschmit, Sue Patten, Bev Sievers & Virginia Walton.

Aug. 7, 2010, 10am-3pm, Quilts in the Park, presented by Shop Sisters Area Quilt Shops, Jones Park on Hwy 26 South, Fort Atkinson, WI. Includes these quilt shops: Backyard Quilts, The Quilt Patch, Woodland Quilts, Loose Threads & Kari's Sew Unique. Call Backyard Quilts for questions, 920-568-1974.

September 9-11, 2010, Nancy Zieman's Quilt Expo, Madison, WI, juried and judged quilt competition. **For Quilt Expo Education Opportunities contact:** Deanna Springer, Marketing Director, Nancy Zieman Productions, 215 Corporate Dr., Suite D Beaver Dam, WI 53916. 920-356-9506 or wiquiltexpo@ziemanproductions.com

Sept. 11-12, 2010. A Quilter's Harvest 2010, 15325 West Michigan Ave., Marshall, MI. 269-963-8454.

Oct. 2-3, 2010. Mount Horeb Fall Heritage Festival Quilt Show, 105 N. Grove St., Mount Horeb, WI 608-437-5448.

Sept. 26-27, 2010. Workshops & Presentation by Susan Cleveland. 9/26 workshops will be at Sew 'n Save, 3701 Durand, Racine, WI. 9/27 workshop is at DeKoven Center, Taylor Hall, 600 - 21st St., Racine, WI

- Sept 26
10am - 1pm
Sew 'n Save
- Marvelous Miters.** Half day class with kit.
Why fear the Y-seam? Learn to miter borders on blocks and quilts with this simple technique that makes impressive miters with beautiful intersections!
\$25 + \$8 kit.
- Sept 26
2pm - 5pm
Sew 'n Save
- Plain and Perfect Binding.** Half day class. Simple, smooth, plump binding is a great finale for any quilt. In this class we'll cover everything needed to get a perfect binding on your quilts.
\$25.
- Sept 27
9am - 4pm
DeKoven Center
- Piping Hot Binding.** Piped bindings add spark and a professional finish to any style piece. Every detail of binding and tiny, perfect piping will be covered in class with step-by-step demos and printed instructions.
\$50 + \$20 kit.
- Sept 27
7pm
- Guild presentation: (Lutheran Church of the Resurrection)
My Eclectic Quilt Pageant
Susan Cleveland, Minnesota's 2010 Quilter of the Year, will present a program that is both entertaining and educational. \$5 for non-guild members.
Find out more about Susan Cleveland at www.piecesbewithyou.com
For workshops, register with Jayne Steffens, foxdance@wi.rr.com, or 262-638-9221.

Wisconsin Museum of Quilts & Fiber Arts Project



The total donation made by Lighthouse Guild members at the June meeting to the Wisconsin Museum of Quilts & Fiber Arts Project was \$437.73. The box was given to Carol Butzke, who attended our meeting, and is a member of the Board of Directors for the museum.

Lighthouse Quilt General Meeting Minutes
June 28, 2010

Kay Rigert called meeting to order.
Stevie Breit had 7 guests introduce themselves.

Guest speaker: Rose Marie Werner - Quilt Kits

Definition of a Quilt Kit: Pre printed fabric that ends up in the project, quilt top, embroidery or other thread art. A commercial package that includes the pattern and the components to complete the project. Multiple companies put these kits together. Most kits included a medallion center with appliqué borders.

The 1920-1930's women had a busy lifestyle without adding in quilt making. Quilt kits came about in order to help them have a "ready made" project. The early kits included cardboard templates. Early pioneer companies included Lee Wards and Herrschners. These companies sold die cuts for appliqué kits, making it easy on the person making the kit.

Many women wanted the modern look for the project they were putting together. This brought about the advancement of patterns in magazines, newspapers and mail order. Mail order brought the latest and greatest to the folks living in the far reaches, giving access to the modern and fabulous right into their homes. Not only could they get the patterns but supplies to complete the project. Designers included Marie Webster with 23 patterns in 2 years, her appliqué flower patterns had a triangle shaped design. The Ladies Art Company of St. Louis had a pattern book with 509 patterns. Kits could be purchased for the patterns through them also. Some companies would have a pattern in one year and in the next couple of years would re-release it with a bit of tweaking to the pattern and fabric colors to give a new look.

Some of the companies that made kits of all kinds are Paragon, Progress, and Boag. Boag made kits with pre cut fabric making it easier for the busy woman to make the quilt. Kits came in all shapes and sizes. Quilts that were pieced or embroidered, all forms of embroidery, cross stitch and other needle point designs. Most of these companies sold stamped goods. Kits were popular from the 1920-1970's. Art communities disdained these kits, considering them to be shoddy work by people who couldn't create on their own. Kits are available now mainly in needlepoint.

Rose had a wonderful trunk show of a wide variety of quilts made from kits; everything from baby quilts to bed quilts, some pieced and some embroidery.

Jayne Steffens passed the box for donations for the Wisconsin Museum of Quilts and Fiber Arts. They have a donor willing to match donations from quilt guilds. The box was given to Carol Butzke who is on the board of directors for the museum.

Lois Pedersen handed out more certificates for the members who have put together more than 100 pillow cases.

Joyce Herringer announced that we are looking for new board members for the upcoming year.

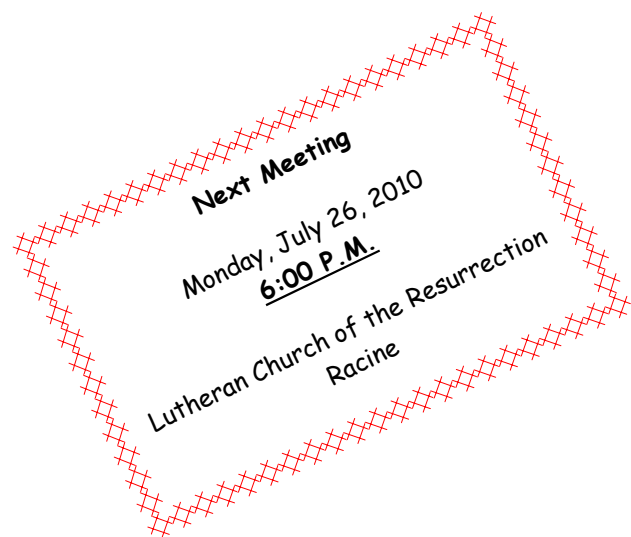
Ruth Rohlfing had DVD's for sale from the Quilt Conversations series that has been showing on Time Warner Cables Car 25.

Autumn Latimore had the Christmas raffle quilt on display-gorgeous! It was done in Cherrywood fabrics and only needs to be bound. Pat Barry did the quilting.

Door prizes were drawn, and Show and Tell was enjoyed by all.

Respectfully submitted,
Debbie Boice, Recording Secretary

Lighthouse Quilters Guild
P. O. Box 372
Racine WI 53401
www.lighthousequiltersguild.org



Newsletter Editors / Website Coordinators

Monica Bissen, mmbissen@wi.rr.com

Debbie Blaustein, dblaustein@wi.rr.com

July Hospitality

Chairperson: Debby Gillmore, 262-857-2494

Theme: Pot Luck Picnic

- | | |
|----------------|---------------|
| Pat Brown | Judy Olmstead |
| Debbie Boice | Irma Anderson |
| Shirley Kramer | Irene Lewis |
| Mary Piper | |
| Lois Pedersen | |

August Hospitality

Chairperson: Mary Bielefeldt, 262-635-9358

Theme: Lazy, hazy days of summer—something cool and refreshing

- | | |
|---------------------|----------------|
| Regina Scott Brooks | Mary Risler |
| Mary Lou Wendzinski | Barb Van Ruden |
| Kathy Lijewski | Donna Wheeler |
| Janet Christianson | Carol Bunker |